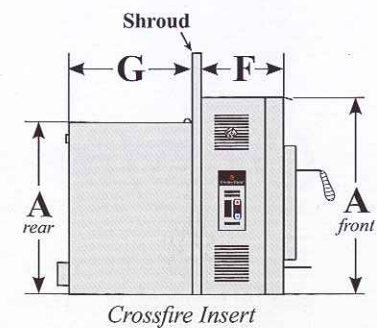
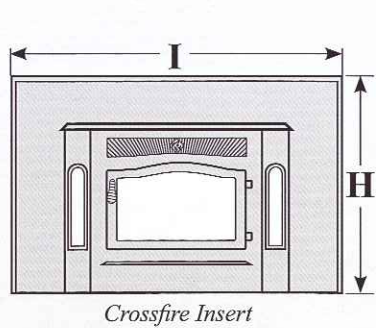
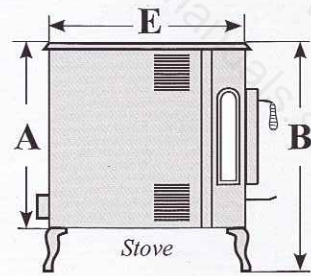
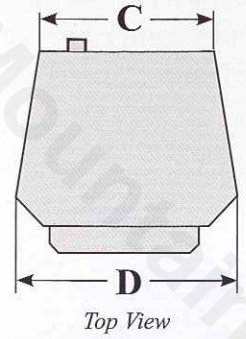


	Little Rascal	Harvester	Crossfire
A. Stove body height	22.75"	22.75"	19.50" / 22.75"
B. Height on legs	31.25"	31.25"	N/A
C. Width at rear	26"	25.50"	24"
D. Widest point	26"	30.75"	29"
E. Stove depth	19.75"	24.50"	24.20"
F. Insert extension on hearth	N/A	N/A	10"
G. Extension into fireplace	N/A	N/A	14.20"



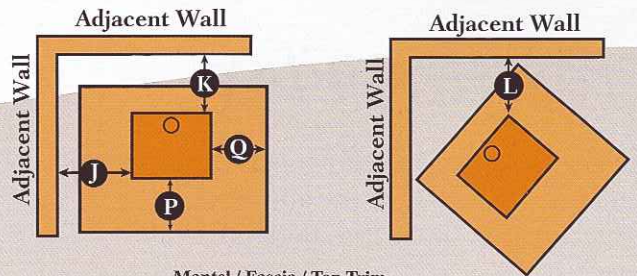
Crossfire Shroud Dimensions	Standard	Oversized
H. Height	29.50"	32.50"
I. Width	42"	48"

Features	Little Rascal	Harvester	Crossfire Pellet	Crossfire Flex
Fuel type	Pellet	Corn and/or Pellet	Pellet	Corn and/or Pellet
Up to BTU/hr	40,500	50,000 Corn	40,500	54,000 Corn
Hopper capacity	45 lbs.	75 lbs.	55 lbs.	75 lbs.
Igniter	Yes	No	Yes	No
Firepot agitator	No	Yes	Yes	Yes
Heating capacity	1,200-2,000 sq. ft.	Up to 2,500 sq. ft.	Up to 2,000 sq. ft.	Up to 2,500 sq. ft.
Combustion efficiency	99%	97%	99%	97%
Weight	275 lbs.	404 lbs.	230 lbs.	230 lbs.
Venting size - direct exhaust	3"	3"	4"	4"
Heavy duty heat exchanger	14 tube	15 tube	14 tube	14 tube
Room air blower	160 cfm	160 cfm	160 cfm*	160 cfm
Intelli-Choice™ control board	Standard	Standard	Standard	Standard
Heat level settings	5	5	5	5
Thermostat ready	Yes	Yes	Yes	Yes
Mobile home approved	Yes	Yes	Yes	Yes
Clean glass air wash equipped	Yes	Yes	Yes	Yes
Zero-clearance box approved	N/A	N/A	Yes	Yes



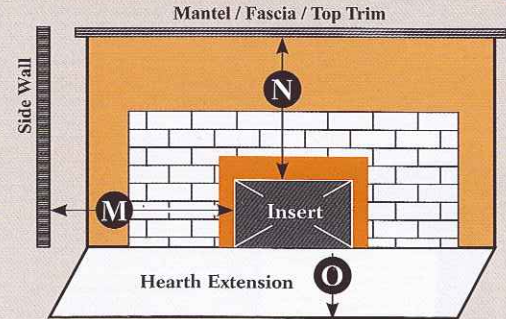
\*Blower on the Crossfire Pellet insert is controlled by a manual rheostat.  
 Special Notes: Crossfire must be installed on non-combustible surface (see installation manual).

Stove Clearances	Little Rascal	Harvester
J. Side to combustible	1"	2"
K. Back to combustible	1"	2"
L. Corner to combustible	1"	2"



**NOTE:** Combustible flooring within 6" (P) of the front and within 8" (Q) of each side of the ash removal door must be covered with non-combustible material per manufacturer's specifications. The floor protection on the sides of the stove only has to extend to the vertical side wall(s) if the clearance is less than 8 inches.  
**Alcove:** Side and back clearances are the same as stove clearances. Minimum alcove height 7ft. Maximum alcove depth 4ft.

Insert Clearances	Crossfire™
M. Side to combustible	7"
N. Mantel (combustible) to top of unit	9.25"
O. Hearth extension in front of door**	6"



\* Must be installed on non-combustible surface (see installation manual).  
 \*\* See owner's manual for fireplace size requirements.



## Corn & Pellet Burning Stoves & Inserts



150 Michigan St. S.E., Hutchinson, MN 55350  
 Phone: (800) 495-3196 Fax: (320) 587-8872  
 information@magnumheat.com  
 www.magnumheat.com



## Little Rascal

The Little Rascal Pellet Stove is designed with the same Country Flame technology that has made our pellet stoves some of the most popular in the industry. Smaller in size, yet it heats like the big boys.

- 99% Efficiency
- Max Heating Capacity: 40,500 BTU
- Heavy Gauge Steel Construction
- 275 Pounds
- Hopper Size: 45 Pounds
- Black, Gold, or Nickel Door & Leg Options
- Electronic / Automatic Ignition
- Intelli-Choice™ Touch Pad Control
- 5 Heating Level Settings
- Air Wash Equipped for Cleaner Glass
- Room Air Blower Standard 160 CFM
- Mobile Home and Alcove Approved
- Thermostat Ready



Country Flame stoves and inserts come thermostat ready, allowing you to choose yet another efficient option. Install a thermostat along with the stove or insert for convenience and savings.

## Crossfire-P

The Crossfire Fireplace Insert can be configured to burn corn or wood pellets (choose your preferred fuel when ordering). This efficient, safe heat source will add beauty and comfort to your home.



## PELLET burning

## CORN burning

## Harvester

Designed for warmth, efficiency, and versatility, the Harvester offers you the option of burning corn or wood pellets. Innovative Country Flame combustion technology combines a large heating capacity with easy maintenance and elegant looks, making the Harvester a uniquely attractive source of home comfort.


- 97% Efficiency
- Max Heating Capacity: 50,000 BTU
- Heavy Gauge Steel Construction
- 404 Pounds
- Hopper Size: 75 Pounds
- Black, Gold, or Nickel\* Door & Leg Options
- Anti-Clinker Stainless Steel Stir Rod
- Intelli-Choice™ Touch Pad Control
- 5 Heating Level Settings
- Air Wash Equipped for Cleaner Glass
- Room Air Blower Standard 160 CFM
- Mobile Home and Alcove Approved
- Thermostat Ready

\*Nickel trim by special order only



## Crossfire-Flex

Crossfire Fireplace Inserts come with five heating level settings, and offer the option of being thermostatically controlled. Both models are approved for use with zero-clearance fireplaces.



Three door options: Black, Gold, or Nickel



- Efficiency: 97% (Corn), 99% (Pellet)
- Max Heating Capacity: 54,000 BTU (Corn) 40,500 BTU (Pellet)
- Heavy Gauge Steel Construction
- 230 Pounds
- Hopper Size: 75 lbs. (Corn), 55 lbs. (Pellet)
- Black, Gold, or Nickel\* Door & Trim Options

\*Nickel trim by special order only

- Anti-Clinker Stainless Steel Stir Rod
- Intelli-Choice™ Touch Pad Control
- Air Wash Equipped for Cleaner Glass
- Room Air Blower Standard 160 CFM
- Mobile Home Approved
- Approved for Installation into Zero-Clearance Fireplaces
- Thermostat Ready