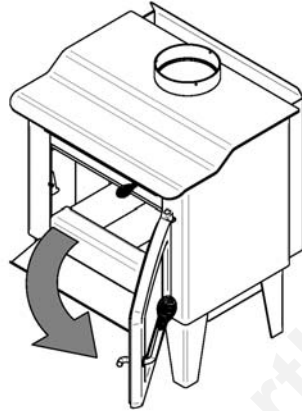


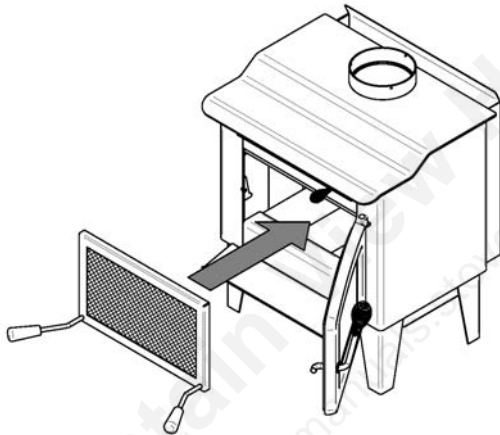


FABRICANT DE POÊLES INTERNATIONAL / STOVE BUILDER INTERNATIONAL

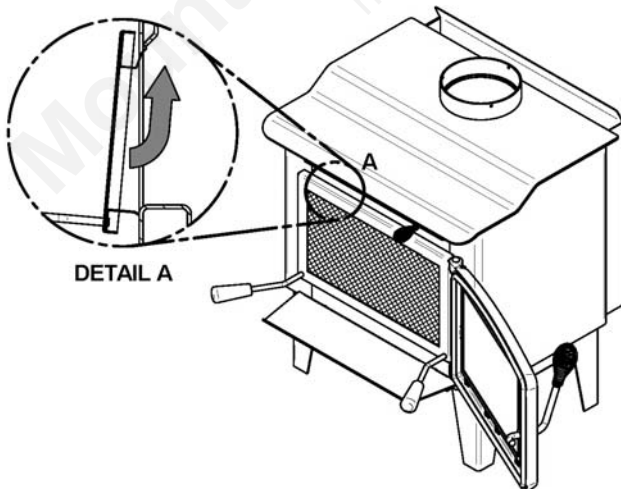
INSTALLING THE FIRE SCREEN AC01318



Open the door.



Hold the fire screen by the two handles and bring it close to the door opening.



Lean the upper part of the fire screen against the top door opening making sure to insert the top fire screen brackets behind the primary air deflector as in (Detail A).

Lift the fire screen upwards and push the bottom part towards the stove then let the fire screen rest on the bottom of the door opening.

Warning: Never leave the stove unattended while in use with the fire screen.