

2006 BUILT MT VERNON AE

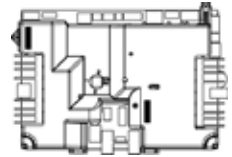
Fault code error messages and operational symptoms

ERROR CODE: CHECK ASH PAN

Firepot floor is getting stuck or not closing.

Fix:

Install a new control board. (SRV7000-456, REV B)

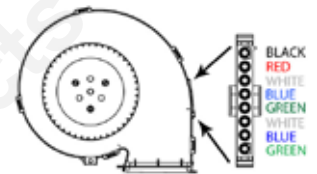


ERROR CODE: CONVECTION BLOWER JAMMED

Blower is not spinning

Fix:

Install a new convection blower. (7000-260)

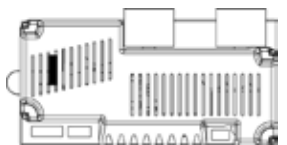


SYMPTOM: UNIT LOSES POWER AFTER 15 TO 20 MINUTES

Wall control goes blank and all blowers stop.

Fix:

Replace the power supply. (SRV7000-324)



SYMPTOM: UNIT IS MAKING A RUMBLING NOISE DURING START-UP

Unit makes a rumbling noise from the firepot during the soft-start cycles and then goes away after the unit heats up.

Fixes listed in order to implement:

Check the ash pan door and make sure it is closed.

Make sure the intake air shield is installed. (7034-224)

Update the fuel tables using the USB cord or replace the control board.



SYMPTOM: UNIT IS BUILDING UP BLACK SOOT ON THE GLASS

Soot is building up on the glass.

Fix:

Check the heat exchanger. Make sure it is clean.

Check the air intake. Make sure it is not obstructed.

Check the fuel setting. An improper fuel setting will cause a dirty burn.

Reduce the flame height in the wall control until the soot is gone.

Update the fuel tables using the USB cord or replace the control board.



SYMPTOM: PREMATURE IGNITER FAILURE

The igniter is only lasting for a short period of time.

Fix:

Perform the igniter chamber update.

Update fuel tables using the USB cord or replace the control board.



ERROR CODE: VACUUM SWITCH

Vacuum switch is not closing.

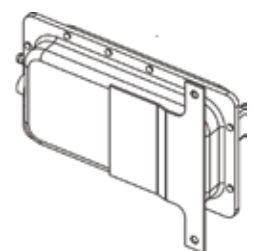
Fix:

Check the yellow wires going to the switch.

Check the vacuum hose.

Check the exhaust system for blockages.

Replace the vacuum switch. (7000-166)



2006 BUILT UNITS CONTINUED

Fault code error messages and operational symptoms

SYMPTOM: UNIT IS NOT GETTING OUT OF START-UP

Unit will feed pellets and light the fuel and then go out.

Fix:

Replace the firepot thermocouple. (7000-334)

SYMPTOM: UNIT IS NOT BURNING CORN CONSISTENTLY

The corn is not making it out of the soft-start cycles or is not lighting consistently.

Fix:

Make sure the corn is clean. Excessive fines in the corn will cause inconsistent operation.

Check the firepot floor. Make sure it is clean and it is fitting tightly to the firepot.

Replace the firepot thermocouple. (7000-334)

ERROR CODE: BAD TC FIREPOT

This code is showing a bad firepot thermocouple or bad connection to the control board.

Fix:

Check the connection to the control board.

Replace the firepot thermocouple. (7000-334)

SYMPTOM: UNIT IS AUTO-CLEANING BEFORE THE FIRE GOES OUT


The “shutdown” cycle has completed and immediately goes to “autoclean” before the fire it out. The thermocouple is not reading the correct temperature for the 550 degree auto-clean requirement.

Fix:

Replace the firepot thermocouple. (7000-334)

Firepot thermocouple tips:

If the thermocouple is over bent in the braided section, cracks can form in the wires. This would lead to improper temperature readings.



2007 BUILT MT VERNON AE

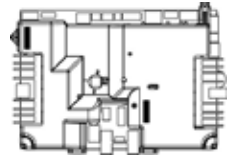
Fault code error messages and operational symptoms

ERROR CODE: CHECK ASH PAN

The firepot is not closing all of the way.

Fix:

Replace the control board. (SRV7000-456, REV B)



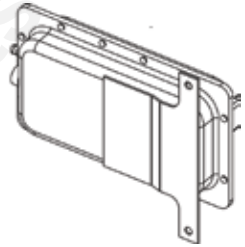
ERROR CODE: AUGER JAM

Unit will show this code during the start-up cycle.

Fix:

Check the yellow wires going to the vacuum switch.

Replace the vacuum switch. (7000-166)



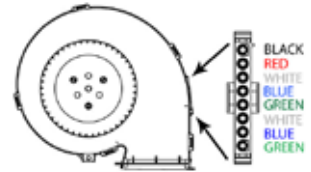
SYMPTOM: CONVECTION BLOWER IS MAKING NOISE

The blower is making noise or sounds like the fan blades are rubbing

Fix:

Check the wires going between the blower and control board. Make sure they are not flexing the back of the blower housing.

Replace the convection blower. (7000-260)



2007 UPDATES:

ALL UNITS DEFAULT TO SUNFLOWER SEEDS OUT OF THE BOX.

Make sure you select the proper fuel during the set up of the wall control.

THE WALL CONTROL HAS 2 CONVECTION BLOWER SETTINGS.

This option is located in the “user settings” section. This will allow you to choose from 2 different convection blower power levels. The convection blower speeds are still controlled by the drop tube thermocouple.

HIGH ALTITUDE FUEL TABLES.

This can be accessed through the “user settings” section under “elevation”.

2007 Freestanding: 0072279312 to 00700101259 // 2007 Insert: 0072232362 to 00700200342