

Electrical Replacement kit

Part #BBF-5000

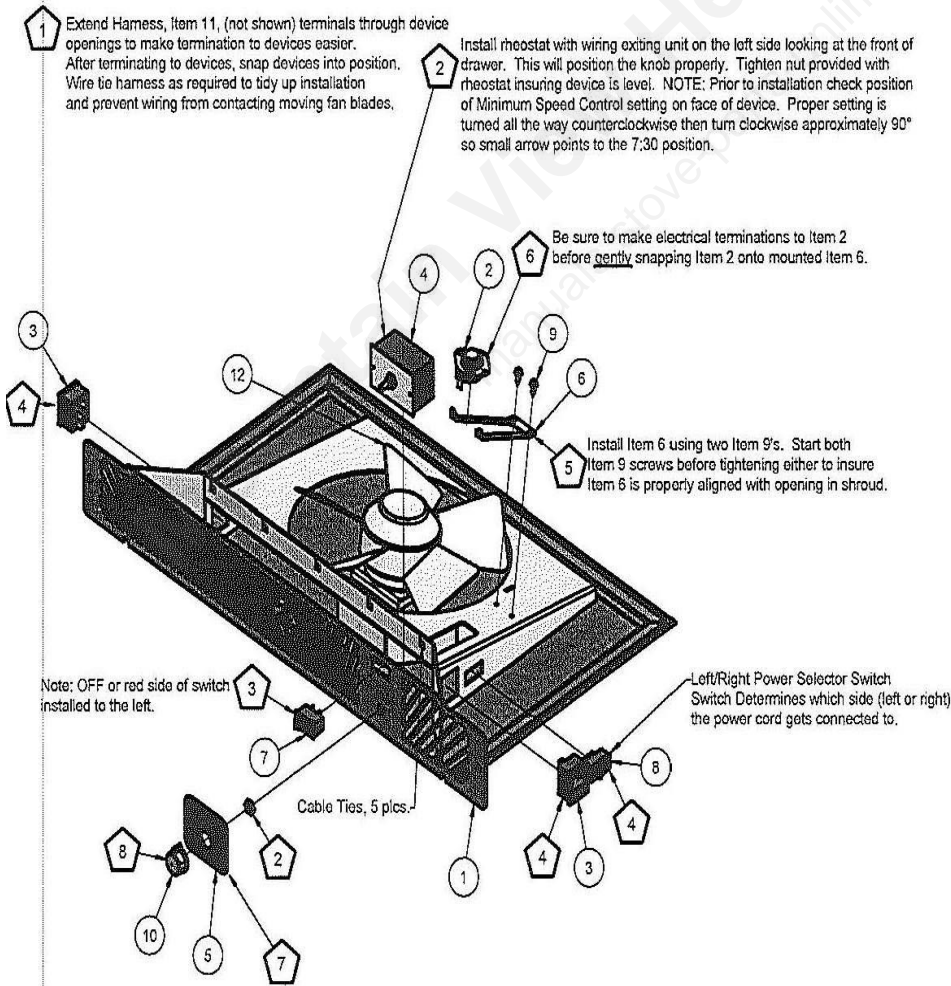
For Models BBF units

- Remove from box and verify all parts prior to installation. (blower motor ordered separate)

- (1) 58-0022-00 Toggle switch on/off
- (1) 58-0103-00 Toggle switch SPDT on/off
- (1) PP-350 Rheostat
- (1) MF3532 Power cord
- (1) MF3537 Thermostat 110 Deg auto reset
- (5) P003248 Cable ties
- (1) PP-1159 Wire harness assembly
- (2) PP-989 Power cord receptacle
- (2) fuse 6 amp fast acting
- (1) Instruction sheet



- Remove blower drawer weldment from unit.
- Remove all existing electrical parts.
- Install electrical components as shown.

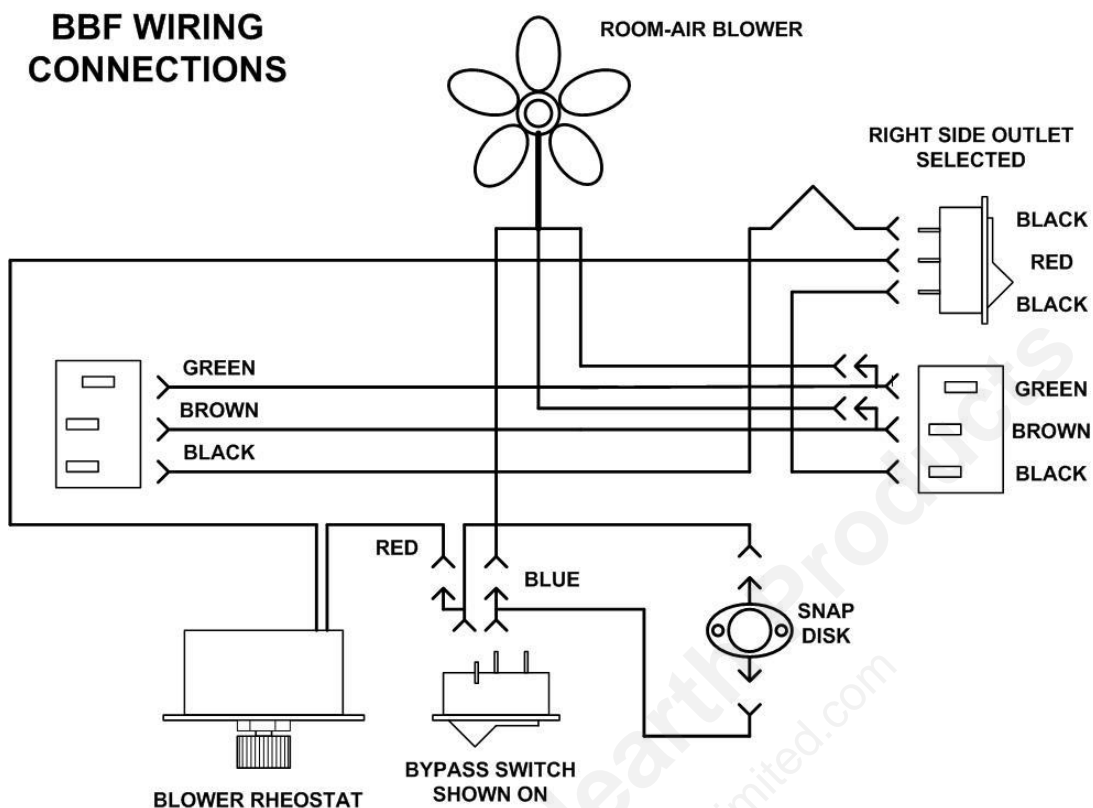


Parts List			
ITEM	QTY	PART NUMBER	DESCRIPTION
1	1	BBF-A60	Blower Drawer Weldment
2	1	PP-12	110° SNAP SWITCH
3	2	PP-989	110 VOLT RECEPTACLE
4	1	PP-350	2800 RHEOSTAT
5	1	PP-584	BBF Speed Control Name Plate
6	1	BBF-P16	Snap Switch Mounting Spring
7	1	58-0022-00	SWITCH SPST ROCKER
8	1	58-0103-00	SWITCH SPDT ROCKER
9	2	PP-159	SCREW TEK #8 X 1/2 HEX WASHER
10	1	PP-16	ROUND RHEOSTAT KNOB, BLACK
11	1	PP-1159	BBF Wiring Harness
12	1	PP-574	Fan Assy, 600 CFM

Assembly sequence symbol. Use these symbols to assemble unit in the specified order.

REV	DATE	DESCRIPTION	BY
1			
ALL DIMENSIONS ARE IN INCHES		None	
TOLERANCES UNLESS OTHERWISE SPECIFIED		CWG	
COUNTRY OF ORIGIN		Country Flame	

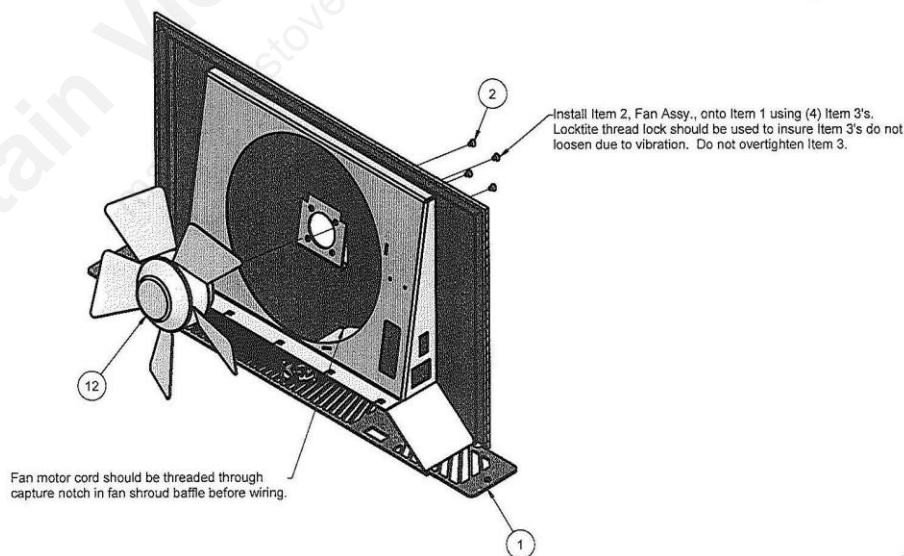
- Wire electrical components as shown see wiring schematic.



PARTS LIST			
ITEM	QTY	PART NUMBER	DESCRIPTION
1	1	BBF-A60	Blower Drawer Weldment
2	4	PP-164	Screw, FHPH, MS/zinc, M4 x 6

- See picture for instruction on removing the blower.

Assembly sequence symbol. Use these sy to assemble unit in the specified order.



PP-1159 Wiring Harness parts.

- 18 gauge Green wire: 21 ½" long with fully insulated female terminal on each end
- 18 gauge Blue wire: 8" long with fully insulated female terminal on each end
- 18 gauge Red wire: 8" long with fully insulated female terminal on each end
- 18 gauge Black wire: 21 ½" long with fully insulated female terminal on each end
- 18 gauge Black wire: 8" long with fully insulated female terminal on each end
- 18 gauge Brown wire: 21 ½" long with fully insulated female terminal on each end
- 5 PP-1094 double male connectors (4 of one type, 1 of straight type)

F:\AESBusinessSystems\AES Technical\Piece part instructions\BBF-5000 Electrical replacement kit.doc