



# WOOD Stove Identification


## Series 3




- #3**
- with draft spin
  - wheel on front door
  - “L” - style handle
  - (1983 - 1988)




- 3CB**
- curved door handle
  - draft slider
  - non catalytic
  - 1995 to present



- #3 TD**
- top exit thru top
  - draft wheel on door
  - (1987 - 1990)




- 3TDIC -2**
- with draft slider
  - internal catalyst
  - pull-rod damper handle
  - 6” reversible flue collar
  - (1990-1993)




- 3TDIC-2AP**
- same as above
  - with ashpan
  - (1993 - 1996)

# WOOD Stove Identification


## Series 3




- #3**
- with draft spin
  - wheel on front door
  - “L” - style handle
  - (1983 - 1988)




- 3CB**
- curved door handle
  - draft slider
  - non catalytic
  - 1995 to present



- #3 TD**
- top exit thru top
  - draft wheel on door
  - (1987 - 1990)




- 3TDIC -2**
- with draft slider
  - internal catalyst
  - pull-rod damper handle
  - 6” reversible flue collar
  - (1990-1993)



- 3TDIC-2AP**
- same as above
  - with ashpan
  - (1993 - 1996)


# WOOD Stove Identification

## Firelight #12




### #12 FIRELIGHT

- est. 1993
- catalytic
- top load door with
- foot pedal



### #12 FIRELIGHT RUNNING CHANGES INCLUDE

- removable ashlip
- air control lever bolt changed from 6mm to 8mm
- access cover added to bottom air manifold
- ashpan hinge pin diameter changed from 6mm to 8mm
- damper control sleeve and damper rod attached with roll pin instead of set screw.



### FIRELIGHT CB #12

- est. 1999
- removable ashlip
- non catalytic
- right side load door
- no top load/foot pedal


# WOOD Stove Identification

## Series 8




### #8

- draft wheel on front door
- “L” style handle
- (1981 -1989)




### 8TDC

- CATALYTIC
- draft slider
- right hand bypass damper
- top exit thru top
- (1989 - 1991)



### SERIES 8


- draft slider
- left front bypass damper
- 6” reversible flue collar
- (1991 - 1993)




### SERIES 8 AP

- same as above with ashpan
- (1993 - 1998)

# GAS Stove Identification



- J100 gas stove**
- (1988 - 1993)
  - B-vent or power vent
  - Lp or Ng- not convertible



- Firelight DIRECT VENT**
- co-axial top vent off rear
  - glass front/double doors
  - SIT 820 Nova valve
  - (1998 - present)




- Classic 3 B-VENT**
- 4" rear vent
  - b-vent only
  - natural gas only
  - SIT 630 Euro valve
  - (1995 - 1998)



- Firelight Gas VENTFREE**
- NO vent
  - NO glass/screened front
  - double doors
  - SIT 820 Nova valve
  - (1998 - present)




- Classic 3 VENT FREE**
- no vent
  - no glass/screen in door
  - SIT 630 Euro valve
  - (1995 - present)



- Allagash/3DVII Direct Vent**
- reversible co-axial flue collar
  - glass front/double doors
  - on/off/t-stat switch on back
  - (1999 -




- Classic 3 DIRECT VENT**
- co-axial rear vent
  - glass door
  - SIT 820 Nova valve
  - (1996 - 1999)




- Lillehammer Direct Vent**
- rear exit only - co-axial
  - single front - no doors
  - SIT 820 Nova valve
  - (1999 -

# OLD WOOD Stove Identification


## Combifires



# 1  
(1979-1984)




# 4  
(1972-1982)




# 6  
(1972-1981)


## Box Stoves




602  
(1972-1987)



602 Classic  
(1994-Present)




118  
(1972-1983)




121  
(1980-1986)

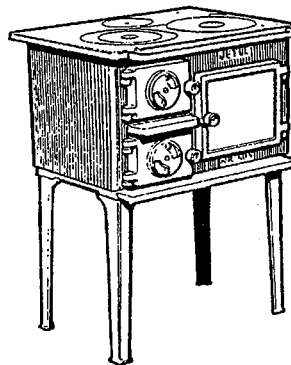
## Rare Stoves




201 Turbo  
(1982-1986)



380 Lumberjack  
(1972-1978)




404 Cookstove  
(1972-1979 re-released 1999)




606  
(1977 - 1979)

## Contemporary Stoves




Alpha  
(1988-1993)




Petite  
(1994-Present)


## Coal Stoves



507  
(1972-1986)



466  
(1986-1989)



515/715  
(1986-1989)