

PelletVent Pro®
Biofuel venting system.
UL 641, ULC S609, and
ULC/ORD C441.



Specifications

Applications

PelletVent Pro is a venting system designed for stoves and inserts that use wood pellets and oil fuel. It is also built to vent biofuel products such as corn, switch grass, cherry pits, soybeans, coffee husks, sunflower hulls, walnut shells and wheat, to name a few. (Rated for continuous use flue temperatures up to 570° F.)

Materials and Construction

Laser-welded, double-wall pipe with a .012" inner wall of 444 stainless steel and a .018" laser-welded galvalume outer wall. Painted black exterior available. Primary metal-to-metal connection seals joint. Encapsulated o-ring provides a secondary seal.

Clearances

1" clearance to combustibles in the USA and Canada for appliances using corn and other biofuels, wood pellets or oil.

Diameters

3" & 4"

Listings

c-UL-us Listed to UL 641 (MH8381 and MH14420).
ULC Listed to ULC S609, ULC/ORD C441 (CMH1439 and CMH1440).



UL 641, ULC S609, and ULC/ORD C441 System

PelletVent Pro for biofuels

All PelletVent Pro® components that come into contact with flue gases are built with an inner wall of corrosion resistant super-ferritic metal. PelletVent Pro is engineered with features for a durable, safe and aesthetically pleasing venting system. PelletVent Pro is a **patent-pending** venting system for stoves and inserts that use wood pellets, corn and other biofuels, or oil, as fuel. As a result of DuraVent's cutting-edge manufacturing process and commitment to innovation, PelletVent Pro is uncompromised in attention to detail and performance. This perfect fit and finish is made possible with a laser-welded inner and outer wall. Select components are available in black.

PelletVent Pro is now UL listed for 1" clearance to combustibles in the USA and in Canada. It's double-wall, air-insulated design offers superior performance. Seams are factory-sealed on all elbows, tees, and fittings. Since the introduction of pellet stoves in the 1980's, DuraVent is recognized as the industry leader in venting systems for pellet stoves. Today, approximately 3 of every 4 pellet stoves in the US and Canada are vented with a DuraVent pellet system.



Combustion Air System

PelletVent Pro

The Combustion Air System (CAS) is a system designed to bring in outside combustion air directly to your pellet stoves. This eliminates the use of conditioned inside air for combustion, improving the efficiency of central heating systems.

Combustion Air System is a patent-pending design that pre-heats combustion air. Inbound air is circulated through baffles around the heated areas of the support box or wall thimble. For PelletVent Pro, the pre-heated air is delivered down a wall channel to assure that the pellet vent is not cooled.

CAS enables outside air to be used as combustion air below grade. The wall thimbles for both wood and pellet stoves provide combustion air to appliances used in below grade (basement) installations. Wood stoves utilize the triple wall stove pipe. Pellet stoves utilize the adjustable air channel. CAS also minimizes down-drafts in below grade installations. It does not consume warm indoor air for combustion and not subject to oxygen starvation, poor draft and other problems associated with 'tight' energy efficient homes.

This system simplifies installation with only one wall or ceiling penetration, eliminating the need for a second penetration in the building envelope to introduce combustion air. The design is simple and elegant with decorative black finish. All products are factory finished in matte black.



Specifications

Combustion Air Systems

for PelletVent Pro Applications

Multi-fuel system designed to provide air to the appliance for combustion. Provides a 3" air intake for the appliance.

Materials and Construction

Laser-welded, double-wall pipe with a .012" inner wall of 444 stainless steel and a .018" laser-welded galvalume outer wall. Primary metal-to-metal connection seals joint. Encapsulated o-ring provides a secondary seal.

Clearances

1" clearance to any combustibles.

Diameters

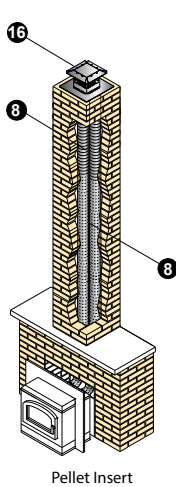
3" and 4"

Listing

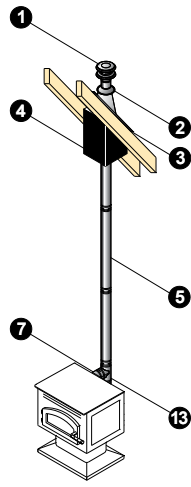
c-UL-us (MH8381)



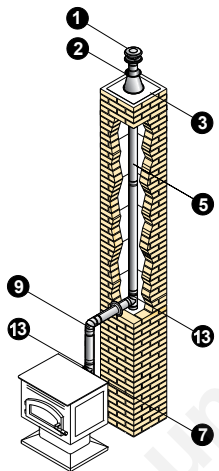
Typical Installations



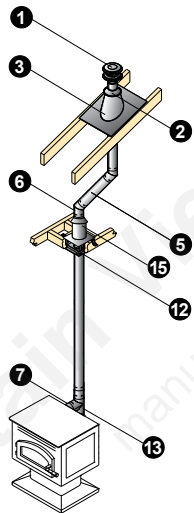
Pellet Insert



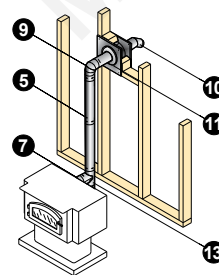
Cathedral Ceiling Stove Installation



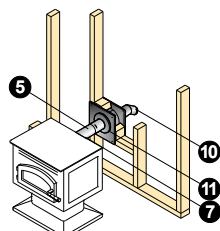
Masonry Chimney Relining



Attic Offset



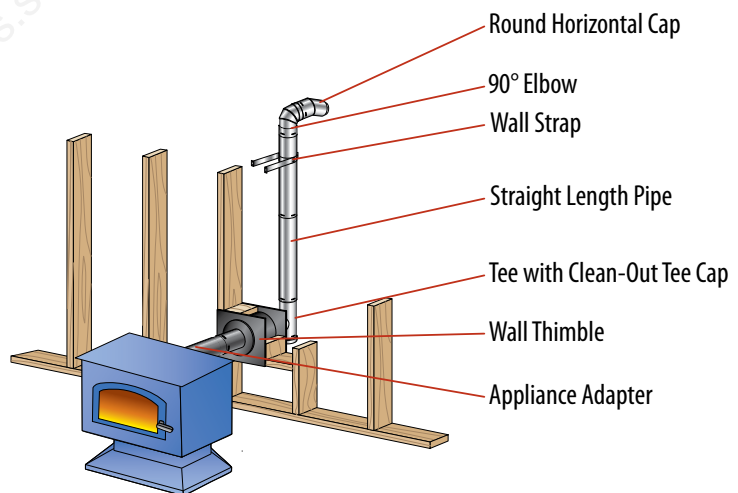
Through-The-Wall Vertical Rise



Through-The-Wall

Installation Key			
1	Vertical Cap	10	Horizontal Cap
2	Storm Collar	11	Wall Thimble
3	Flashing	12	Ceiling Support Firestop Spacer
4	Cathedral Ceiling Support Box	13	Tee w/ Clean-Out Tee Cap
5	Straight Length Pipe	14	Wall Strap
6	45° Elbow	15	Attic Insulation Shield
7	Appliance Adapter	16	Prairie Termination Cap
8	Flex Length	17	CAS Adjustable Wall Channel
9	90° Elbow		

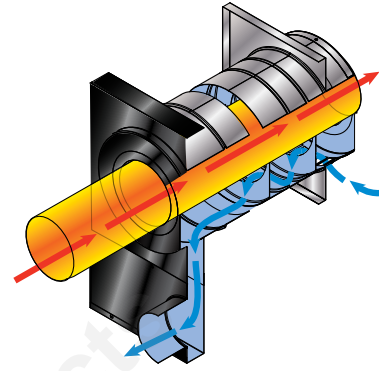
- Refer to our Typical Venting Installation drawings to select the appropriate component parts for your installation.
- The inner pipe diameter should match the outlet size of the appliance. For installations that require 4" vent and the appliance has a 3" outlet, use an Increaser Adapter 3"-4".
- Check the appliance manufacturer's installation instructions to confirm which types of vent configurations are permitted (i.e. horizontal, vertical, chimney reline, etc.). Also, check for any venting restrictions such as maximum horizontal run, minimum and maximum vertical rise, maximum offset, etc.
- Be fire safe! Maintain the minimum clearances (air-space) between the vent pipe and nearby combustibles, as specified in the appliance manufacturer's installation instructions. Use proper support and bracing. Follow local building codes and have your venting system inspected.



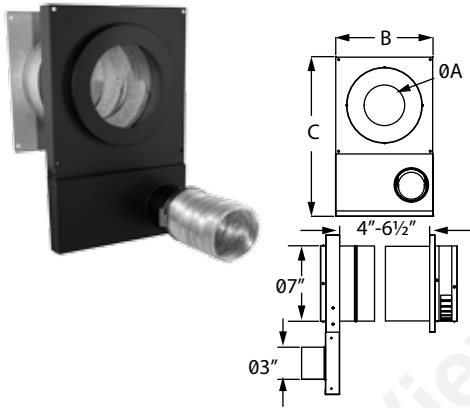
Bring In the Fresh Air

Combustion Air System For PelletVent Pro

CAS system for PelletVent Pro can be used for horizontal (through-the-wall) installations. The CAS System cannot be used with vertical (through-the-ceiling) installations. The PelletVent Pro CAS stove system is available in 3" and 4" pellet chimney sizes. The system's pellet stove wall thimble is designed with an air channel to direct combustion air into the appliance. PelletVent Pro CAS is considered a direct vent for pellet appliances, which allows for clearances down to 12 inches to building openings, as defined by NFPA 211.



Combustion Air Wall Thimble Kit



Includes Wall Thimble, Channel Adapter, Flex and 2" to a direct vent for bringing outside air for combustion through an adjustable air channel in wall thimble to appliance without cutting a second hole into the wall. Minimizes down drafts in below-grade installations. Patent-pending.

SIZE	3"	4"
A	3 3/4"	4 3/4"
B	9"	9"
C	14 3/4"	14 3/4"
ORDER #	3CAS-WTPK	4CAS-WTPK
STOCK #	810000894	810000895

Combustion Air Adjustable Wall Channel



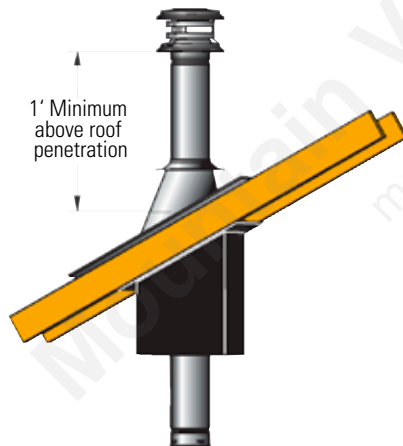
Telescoping Wall Channel 36"-70". Shown here attached to Combustion Air Wall Thimble Kit (not included).

SIZE	3" & 4"
ORDER #	3CAS-C70A
STOCK #	810000896

Planning Your Installation

1	Refer to the Typical PelletVent Pro Installations diagram, on the opposite page, to be familiar with some of the standard PelletVent Pro installations and the required component parts.
2	For a horizontal termination, you will need a Wall Thimble and a Horizontal Cap. The cap must be installed with a 6" clearance to the outside wall (refer to appliance manufacturer's installation instructions for other clearances).
3	For a vertical termination, you will need a Cathedral Ceiling Support Box or Flat Ceiling Support, Attic Insulation Shield (if passing through an attic), Flashing, Storm Collar, and Vertical Cap.
4	Determine the length of PelletVent Pro pipe required. For a vertical termination, measure the pitch of the roof and select the proper flashing. The required minimum height above the roof is 12".
5	Pellet stove inserts in masonry fireplaces will require a flex pipe to snake the vent past the smoke shelf. For transition from PelletVent Pro to an existing DuraPlus, DuraPlus HTC, or DuraTech Chimney, a Chimney Adapter is available.
6	For vertical rise of PelletVent Pro on the outside of the house, Wall Straps should be used at 4' intervals to provide proper support.
7	Important! Check to be sure that the appliance and the venting system are in compliance with all minimum clearance to combustibles requirements.

Design Recommendations



The following design recommendations are a general guideline to assist in the design and selection of venting components for your installation. Always follow DuraVent Installation instructions before installing your chimney system (found with the cap or support box). Installation instructions can be viewed online at www.duravent.com, under Catalogs and Instructions.

- Size the vent to meet the appliance manufacturer's specifications.
- Avoid long runs and excessive use of elbows. Refer to the appliance manufacturer for minimum rise and maximum run configurations for the venting system.
- Use an Appliance Adapter to ensure a proper connection to appliance. Seal adapter to appliance with high temperature sealant.
- Use a Single Tee with Clean-Out Tee Cap to facilitate easy cleaning. It is recommended to use a tee off the back of an appliance.
- In the United States and Canada, maintain the minimum 1" clearance (air space) from vent pipe to combustibles. Use proper support and bracing. Follow local building codes and have your venting system inspected. Be fire safe!

PelletVent Pro Horizontal Kit



Kit includes: Round Horizontal Cap, Wall Thimble, and Appliance Adapter. Pipe lengths not included. 4" Kit includes a 3"-4" Appliance Adapter/Increaser, painted black.

SIZE	ORDER #	STOCK #
3"	3PVP-KHA	810001029
4"	4PVP-KHA	810001035

PelletVent Pro Vertical Kit - Flat Ceiling



Kit includes: Vertical Cap, Storm Collar, Ceiling Support Firestop Spacer, Adjustable Flashing, and Appliance Adapter. Pipe lengths not included. 4" Kit includes a 3"-4" Appliance Adapter/Increaser, painted black. Support Clamp included.

SIZE	ORDER #	STOCK #
3"	3PVP-KVA	810001031
4"	4PVP-KVA	810001036

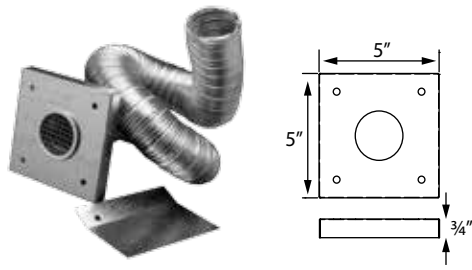
PelletVent Pro Vertical Kit - Cathedral



Kit includes: Vertical Cap, Storm Collar, Cathedral Ceiling Support Box with trim and clamp, Adjustable Flashing, and Appliance Adapter. Pipe lengths not included. 4" Kit includes a 3"-4" Appliance Adapter/Increaser, painted black.

SIZE	ORDER #	STOCK #
3"	3PVP-KVB	810001033
4"	4PVP-KVB	810001037

Fresh Air Intake Kit

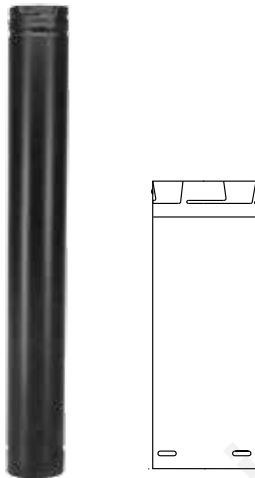


Kit includes: faceplate with screen, moisture barrier, aluminum flex, and two clamps.

Allows fresh air into an existing pellet stove installation that had been using inside air. Allows an installer to decide the best possible location for the air intake vent, not the same location as the wall thimble. The 2" diameter, 18" length flex hose expands to approximately 60".

SIZE	ORDER #	STOCK #
3"	3PVP-AIK	810001034

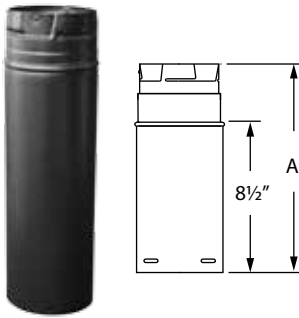
Straight Length Pipe



Features fully unitized, twist-lock construction in 3" and 4" diameters. Listed at 1" clearance to combustibles in the USA and Canada. It can be used in both vertical and horizontal installations. Stainless steel welded seam inner wall, combined with a galvalume welded seam outer wall. Pipe OD is diameter plus 5/8". Galvalume or painted black outer finish. 12" length available with stainless steel outer (SS). To calculate installed length, subtract 1 1/2" from each length of pipe.

SIZE	3"		4"	
	ORDER #	STOCK #	ORDER #	STOCK #
6"	3PVP-06	810001038	4PVP-06	810001104
6" BLACK	3PVP-06B	810001039	4PVP-06B	810001105
12"	3PVP-12	810001040	4PVP-12	810001106
12" BLACK	3PVP-12B	810001041	4PVP-12B	810001107
12" STAINLESS STEEL	3PVP-12SS	810001042	4PVP-12SS	810001108
24"	3PVP-24	810001043	4PVP-24	810001109
24" BLACK	3PVP-24B	810001044	4PVP-24B	810001110
24" STAINLESS STEEL	3PVP-24SS	810001045	4PVP-24SS	810001111
36"	3PVP-36	810001046	4PVP-36	810001112
36" BLACK	3PVP-36B	810001047	4PVP-36B	810001113
60"	3PVP-60	810001048	4PVP-60	810001114
60" BLACK	3PVP-60B	810001049	4PVP-60B	810001115

Pipe Extension



Use to add length to PelletVent Pro pipe. 12" pipe adds 3"-10" of length, 18" pipe adds 3"-16" of length, when used with rigid sections of pipe. Galvalume or painted black outer finish.

SIZE	ORDER #	STOCK #	A
3"	3PVP-12A	810001050	3" - 10"
3" BLACK	3PVP-12AB	810001051	3" - 10"
3"	3PVP-18A	810001052	3" - 16"
3" BLACK	3PVP-18AB	810001053	3" - 16"
3"	3PVP-48A	810001054	4" - 46"
3" BLACK	3PVP-48AB	810001055	4" - 46"
4"	4PVP-12A	810001116	3" - 10"
4" BLACK	4PVP-12AB	810001117	3" - 10"
4"	4PVP-18A	810001118	3" - 16"
4" BLACK	4PVP-18AB	810001119	3" - 16"
4"	4PVP-48A	810001120	4" - 46"
4" BLACK	4PVP-48AB	810001121	4" - 46"

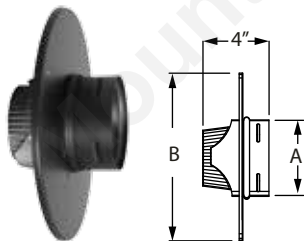
Flex Pipe



Use for offsetting rigid pipe around smoke shelf in masonry chimney only. Allows for offsets with biofuel appliances. Female and male ends twist-lock. Female end swivels for easy alignment. 60" flex section. Not for use in attic or wall spaces.

SIZE	ORDER #	STOCK #
3"	3PVP-60F	810001056
4"	4PVP-60F	810001122


Flex Trim Collar



Use to connect PelletVent Pro rigid pipe to a masonry chimney with stainless steel flexible relining. Female end swivels to allow ease of connection.

SIZE	ORDER #	STOCK #	A	B
3"	3PVP-FTC	810001092	3 3/8"	8 1/2"
4"	4PVP-FTC	810001156	4 5/8"	8 1/2"

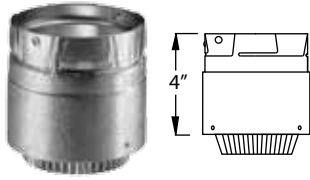
Female Flex Adapter



Use to connect PelletVent Pro to BioFlex when relining a masonry chimney. Only approved for use with BioFlex.

SIZE	ORDER #	STOCK #
3"	3PVP-ADFF	810001062
4"	4PVP-ADFF	810001125

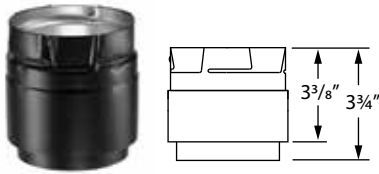
Male Flex Adapter



Use to connect BioFlex to PelletVent Pro when relining a masonry chimney. Only approved for use with BioFlex.

SIZE	ORDER #	STOCK #
3"	3PVP-ADFM	810001063
4"	4PVP-ADFM	810001126

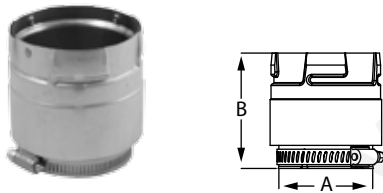
Appliance Adapter



Use to attach to appliance outlet allowing for easy pipe connection. Seal adapter to appliance with high temperature sealant.

SIZE	ORDER #	STOCK #	SIZE	ORDER #	STOCK #
3"	3PVP-AD	810001057	4"	4PVP-AD	810001123
3" BLACK	3PVP-ADB	810001058	4" BLACK	4PVP-ADB	810001124

Quick Release Adapter



Use to attach to appliance outlet allowing for easy pipe connection. Features an adjustable hose clamp and gasket to form a tight seal. The hose clamp can be loosened and tightened as needed to disconnect and connect the vent to the appliance.

SIZE	ORDER #	STOCK #	A	B
4" - 6"	3PVP-ADS	810006994	3"	4 1/8"
4" - 8"	4PVP-ADS	810006995	4"	4 1/8"

Harman Adapter



Use to provide a secure, tight fit to the exhaust outlet on any Harman Pellet Stove. Seal with high temperature silicone sealant to insure a tight connection.

SIZE	ORDER #	STOCK #
3"	3PVP-ADHB	810001059

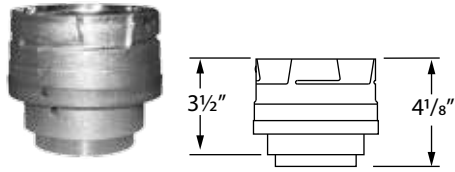
Harman Adapter Increaser



Use to increase vent diameters. Specifically designed for Harman Pellet Stoves.

SIZE	ORDER #	STOCK #
3"	3PVP-X4ADHB	810005891

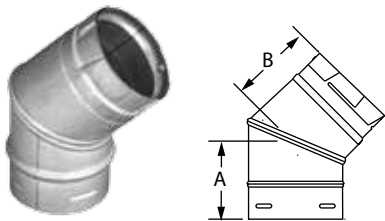
Appliance Adapter/Increaser



Use to attach to appliance outlet allowing for easy pipe connection. Allows connection of 4" vent to 3" appliance outlet. Seal adapter to appliance with high temperature sealant.

SIZE	ORDER #	STOCK #
3"	3PVP-X4AD	810001060
3" BLACK	3PVP-X4ADB	810001061

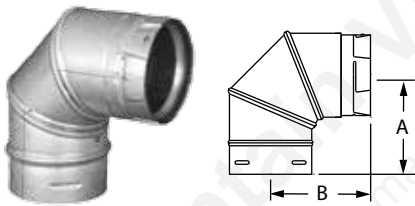
45° Elbow



Offsets obstructions as needed. Elbows swivel 360° at base. Angle not adjustable.

SIZE	ORDER #	STOCK #	A	B
3"	3PVP-E45	810001064	3 7/8"	4"
3" BLACK	3PVP-E45B	810001065	3 7/8"	4"
4"	4PVP-E45	810001127	3 7/8"	4"
4" BLACK	4PVP-E45B	810001128	3 7/8"	4"

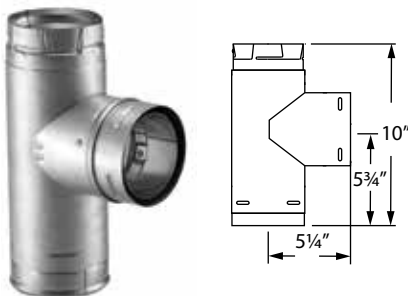
90° Elbow



Offsets obstructions as needed. Elbows swivel 360° at base. Angle not adjustable.

SIZE	ORDER #	STOCK #	A	B
3"	3PVP-E90	810001066	5 1/2"	5 1/2"
3" BLACK	3PVP-E90B	810001067	5 1/2"	5 1/2"
4"	4PVP-E90	810001129	5 1/2"	5 1/2"
4" BLACK	4PVP-E90B	810001130	5 1/2"	5 1/2"

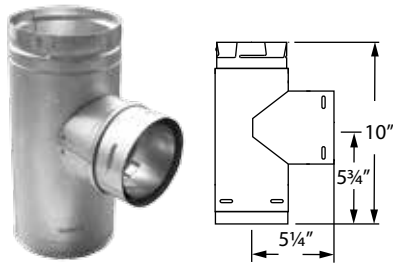
Single Tee w/ Clean-Out Tee Cap



Use for a 90° offset. Branch swivels for alignment. Removable twist-lock Clean-Out Tee Cap.

SIZE	ORDER #	STOCK #
3"	3PVP-T	810001068
3" BLACK	3PVP-TB	810001069
4"	4PVP-T	810001131
4" BLACK	4PVP-TB	810001132

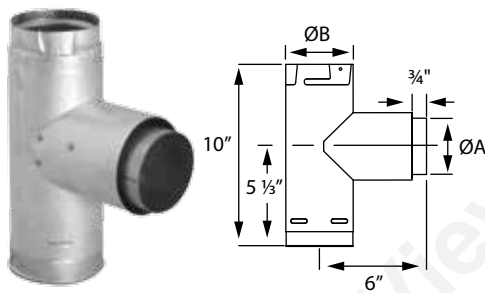
Increaser Tee w/ Clean-Out Tee Cap



Attaches 3" pipe to branch and 4" pipe to body. Use for a 90° offset. Branch swivels for alignment. Removable twist-lock Clean-Out Tee Cap.

SIZE	ORDER #	STOCK #
4"	4PVP-T3	810001133
4" BLACK	4PVP-T3B	810001134

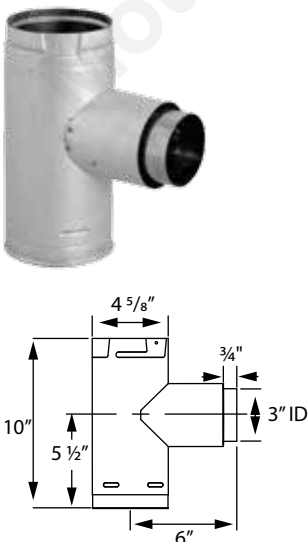
Adapter Tee w/ Clean-Out Tee Cap



Use for a 90° offset. Attaches directly to appliance as an adapter. Removable twist-lock Clean-Out Tee Cap.

SIZE	ORDER #	STOCK #	A	B
3"	3PVP-TAD	810001070	3"	3 5/8"
3" BLACK	3PVP-TADB	810001071	3"	3 5/8"
4"	4PVP-TAD	810001135	4"	4 5/8"
4" BLACK	4PVP-TADB	810001136	4"	4 5/8"

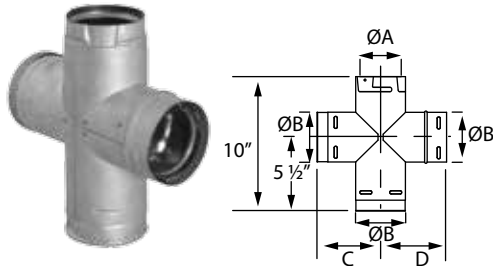
Increaser Adapter Tee w/ Clean-Out Tee Cap



Use for a 90° offset. Attaches directly to appliance as an adapter. Converts a 3" appliance to a 4" PelletVent Pro system. Removable twist-lock Clean-Out Tee Cap.

SIZE	ORDER #	STOCK #
3"	3PVP-TADX4	810001072
3" BLACK	3PVP-TADX4B	810001073

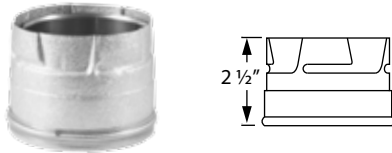
Double Tee w/ Clean-Out Tee Cap



Allows clean-out access for horizontal and vertical installations. Use for a 90° offset. Branch swivels for alignment. Removable twist-lock Clean-Out Tee Cap.

SIZE	ORDER #	STOCK #	A	B	C	D
3"	3PVP-DBT	810001074	3"	3 5/8"	4 5/8"	4 1/2"
3" BLACK	3PVP-DBTB	810001075	3"	3 5/8"	4 5/8"	4 1/2"
4"	4PVP-DBT	810001137	4"	4 5/8"	5 1/8"	5"
4" BLACK	4PVP-DBTB	810001139	4"	4 5/8"	5 1/8"	5"

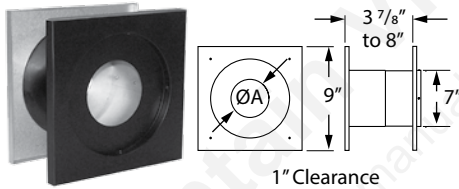
Clean-Out Tee Cap



Use as a replacement Clean-Out Tee Cap. The new PelletVent Pro Tee Cap is a tight fit by design. We recommend using rubber gloves or a strap wrench to easily remove.

SIZE	ORDER #	STOCK #
3"	3PVP-CO	810001076
3" BLACK	3PVP-COB	810001077
4"	4PVP-CO	810001138
4" BLACK	4PVP-COB	810001140

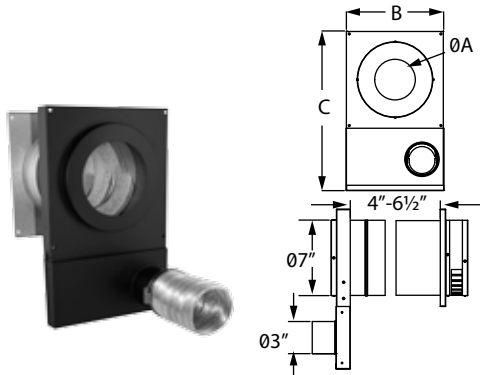
Wall Thimble



Use for through-the-wall installations. Fits between standard wall studs. Comes with an insulation ring to reduce air infiltration where the pipe slips through the thimble.

SIZE	ORDER #	STOCK #	A
3"	3PVP-WT	810001081	3 3/4"
4"	4PVP-WT	810001145	4 3/4"

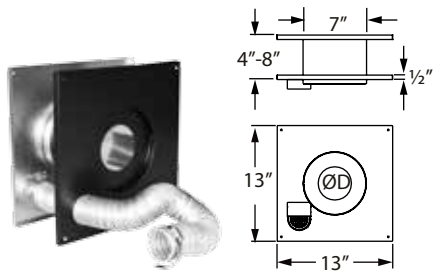
Combustion Air Wall Thimble Kit



A direct vent for bringing outside air for combustion through an adjustable air channel in wall thimble to appliance without cutting a second hole into the wall. Minimizes down drafts in below-grade installations. Patent-pending.

SIZE	ORDER #	STOCK #	A	B	C
3"	3CAS-WTPK	810000894	3 3/4"	9"	14 3/4"
4"	4CAS-WTPK	810000895	3 3/4"	9"	14 3/4"

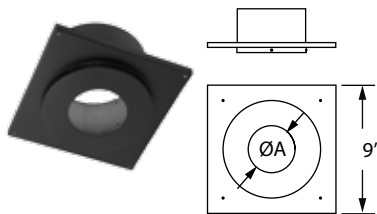
Wall Thimble Air Intake Kit



Allows outside fresh air for combustion through the wall thimble without having to cut a second hole into the wall. Comes with an insulation ring to reduce air infiltration where the pipe slips through the thimble. The 2" diameter, 18" length flex hose expands to 5'. Clamps included. Can be used in US and Canada. Patented.

SIZE	FLEX Ø	ORDER #	STOCK #
3"	2"	3PVP-WTI	810001083
4"	2"	4PVP-WTI	810001147
4"	3"	4PVP-WTI3	810001148

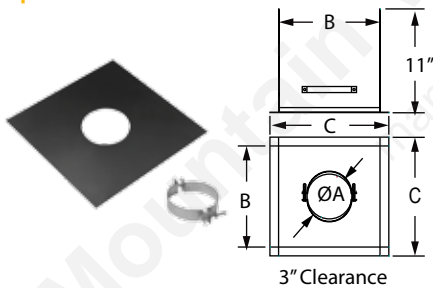
Ceiling Support Firestop Spacer



Required where vent passes through ceiling. Centers pipe to provide proper 1" clearance. Support Clamp included. Painted black.

SIZE	ORDER #	STOCK #	A
3"	3PVP-FS	810001084	3 3/4"
4"	4PVP-FS	810001149	4 3/4"

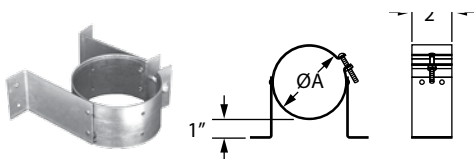
Ceiling Support Firestop Spacer - 3" Clearance



Required where vent passes through ceiling. Centers pipe to provide 3" clearance. Support Clamp included. Painted black.

SIZE	ORDER #	STOCK #	A	B	C
3"	3PVP-FS3	810001085	3 3/4"	9 5/8"	11 5/8"
4"	4PVP-FS3	810001150	4 3/4"	10 5/8"	12 5/8"

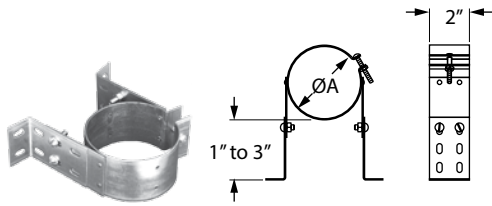
Wall Strap



Use to support vent pipe or tee sections. Provides 1" clearance.

SIZE	ORDER #	STOCK #	A
3"	3PVP-WS	810001086	3 5/8"
4"	4PVP-WS	810001151	4 5/8"

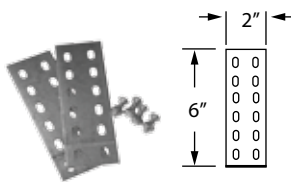
Adjustable Wall Strap



Use to support vent pipe or tee sections. Adjusts to provide 1"-3" clearance.

SIZE	ORDER #	STOCK #	A
3"	3PVP-WSA	810001087	3 5/8"
4"	4PVP-WSA	810001152	4 5/8"

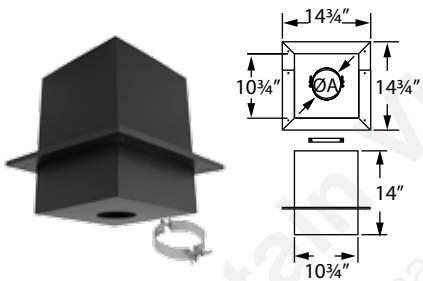
Wall Strap Extension



Use with Adjustable Wall Strap to increase extension from wall. Fits both 3" and 4" Adjustable Wall Strap.

SIZE	ORDER #	STOCK #
3"-4"	3PVP-WSA-EXT	810001088

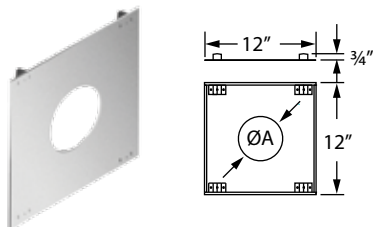
Cathedral Ceiling Support Box



Use to support pipe. May be used on flat ceilings. Painted black. Trim and clamp included.

SIZE	ORDER #	STOCK #	A
3"	3PVP-CS	810001089	3 3/4"
4"	4PVP-CS	810001153	4 3/4"

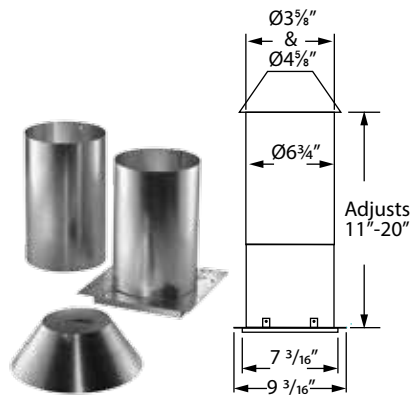
House Shield



Use to protect exterior of structure from blower discharge in horizontal venting applications.

SIZE	ORDER #	STOCK #	A
3"	3PVP-HS	810001090	3 3/4"
4"	4PVP-HS	810001154	4 3/4"

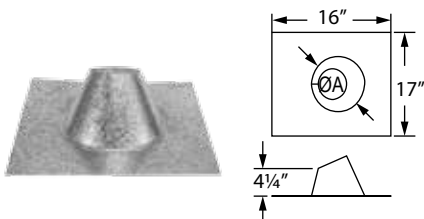
Attic Insulation Shield



Required for installations that pass through an attic to prevent insulation and debris from accumulating near the vent. Provides 1" clearance to combustibles.

SIZE	ORDER #	STOCK #
3"	3PVP-IS	810001093
4"	4PVP-IS	810001157

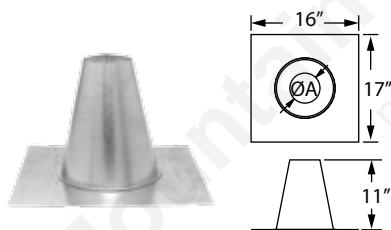
Adjustable Roof Flashing



Use to weather proof the penetration of vent pipe through the roof. Storm Collar required. Select roof flashing based on pitch of roof. For pitches of 0/12 - 6/12. For steep roof pitches, refer to the Type B Gas Vent section.

SIZE	ORDER #	STOCK #	A
3"	3PVP-F6	810001094	3 3/4"
4"	4PVP-F6	810001158	4 3/4"

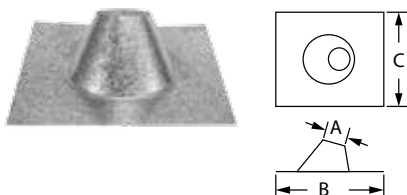
Tall Cone Roof Flashing



Use to weather proof the penetration of vent pipe through the roof. Storm Collar required. Select roof flashing based on pitch of roof. Use on flat roofs, chase enclosures, or masonry chimney. Made of galvalume.

SIZE	ORDER #	STOCK #	A
3"	3PVP-FF	810001095	3 3/4"
4"	4PVP-FF	810001159	4 3/4"

DSA Roof Flashings



Use with metal or tile roofs. Available in sizes 3" and 4", in 0/12-6/12 (shown) and 7/12-12/12 styles. Made of dead soft aluminum.

SIZE	ORDER #	STOCK #	A	B	C	
3"	0/12-6/12	3PVP-F6DS	810001096	3 3/4"	19 3/8"	23"
	7/12-12/12	3PVP-F12DS	810001097	3 3/4"	19 3/8"	23"
4"	0/12-6/12	4PVP-F6DS	810001160	4 3/4"	19 3/8"	23"
	7/12-12/12	4PVP-F12DS	810001161	4 3/4"	19 3/8"	23"

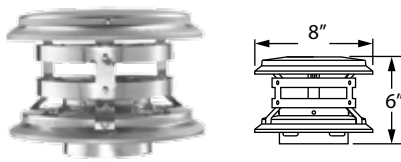
Storm Collar



Use to maintain a weather tight resistant seal between the pipe and the flashing.

SIZE	ORDER #	STOCK #	A	B
3"	3PVP-SC	810001091	3 5/8"	7 3/8"
4"	4PVP-SC	810001155	4 5/8"	8 1/8"


Vertical Cap



Use for vertical installations only. Required where pipe terminates above the roof line.

SIZE	ORDER #	STOCK #
3"	3PVP-VC	810001078
4"	4PVP-VC	810001141

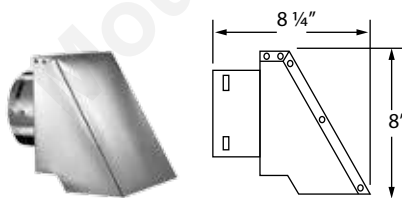
Horizontal Cap



Use for horizontal terminations only. The Horizontal Cap can be turned at the gore to direct exhaust output. Designed to create a venturi effect to force exhaust out. Made of a laser-welded, super-ferritic stainless steel inner wall that is scientifically proven to resist corrosion from corn and other biofuels. Outer wall made of laser-welded stainless steel.

SIZE	ORDER #	STOCK #
3"	3PVP-HC	810001079
4"	4PVP-HC	810001143

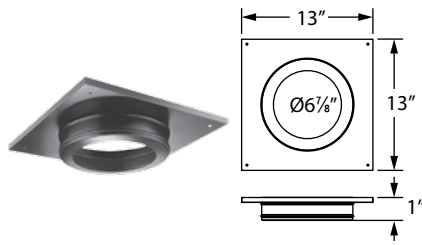
Square Horizontal Cap



Use for horizontal terminations only. Cap features swivel collar to adjust exhaust direction. Cap features an optional swivel base.

SIZE	ORDER #	STOCK #
3"	3PVP-HSC	810001080
4"	4PVP-HSC	810001144

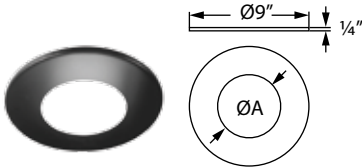
Ceiling Support/ Wall Thimble Cover



Decorative cover for ceiling support boxes and wall thimbles. Painted black. Use with reduction collar.

SIZE	ORDER #	STOCK #
3" - 4"	3PVP-WTC	810001098

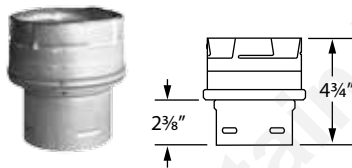
Reduction Collar



Reduces the center hole diameter in the Ceiling Support /Wall Thimble Cover to fit 3" or 4" pipe. Can be used as trim collar when penetrating a masonry chimney with PelletVent Pro. Painted black.

SIZE	ORDER #	STOCK #	A
3"	3PVP-RC	810001099	3 3/4"
4"	4PVP-RC	810001162	4 3/4"

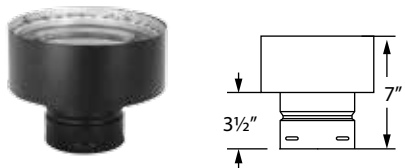
Increaser



Use to transition from 3" pipe to a 4" pipe. Not a decrease or stove adapter.

SIZE	ORDER #	STOCK #
3" - 4"	3PVP-X4	810001100

Chimney Adapter



Use to transition between PelletVent Pro to existing chimney such as DuraTech, DuraPlus or DuraPlus HTC. Requires a DVL/DuraBlack Chimney Adapter to fasten into support box or wall thimble, for 6", use adapter 6DVL-ADC or 6DVL-ADT, for 8", use adapter 8DVL-ADC or 8DVL-ADT.

SIZE	ORDER #	STOCK #
3" - 6"	3PVP-X6	810001101
3" - 8"	3PVP-X8	810001102
4" - 6"	4PVP-X6	810001163
4" - 8"	4PVP-X8	810001164

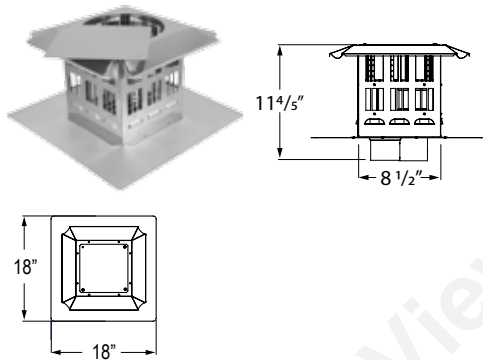
BioFlex Pipe



Use when relining masonry chimney for use with biofuel appliances. Made of super-ferritic stainless steel. Must be used with PelletVent Pro Male and Female Flex Adapters. Rigid pipe must be used when terminating system.

SIZE	3"		4"	
	ORDER #	STOCK #	ORDER #	STOCK #
15' FLEX	3PVP-15BF	810001165	4PVP-15BF	810001171
20' FLEX	3PVP-20BF	810001166	4PVP-20BF	810001172
25' FLEX	3PVP-25BF	810001167	4PVP-25BF	810001173
30' FLEX	3PVP-30BF	810001168	4PVP-30BF	810001174
35' FLEX	3PVP-35BF	810001169	4PVP-35BF	810001175
100' FLEX	3PVP-100BF	810001170	4PVP-100BF	810001176

Prairie Termination Cap

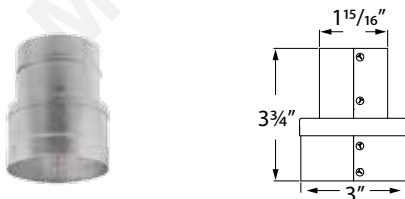


Use when installing a pellet insert into a multi-fuel pellet stove. This termination cap supplies both fresh air and vents exhaust. Lid pivots open for cleaning with three Removable screws and one rivet. Flex sold separately.

304SS and 316SS flex can be used when burning most fuels. If burning corn, super-ferritic stainless steel bio-flex must be used as the exhaust vent. For fresh air, aluminum flex can be used. Stainless steel flex is not required for the fresh air supply unless specified by the appliance manufacturer.

SIZE	ORDER #	STOCK #	VENT EXHAUST	AIR INTAKE
3"	3PVP-VCT33	810006996	3"	3"
3" BLACK	3PVP-VCTB33	810005890	3"	3"
4"	4PVP-VCT34	810006997	4"	3"
4" BLACK	4PVP-VCTB34	810006998	4"	3"

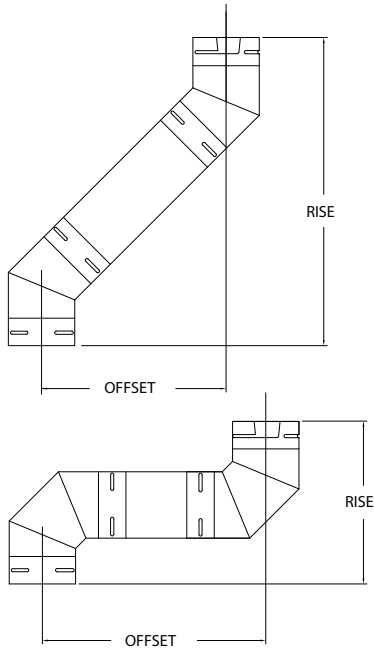
Fresh Air Inlet Increaser



Use to increase an insert's 2" air inlet to connect to 3" aluminum flex.

SIZE	ORDER #	STOCK #
3"	3PVP-INC	810001103

Offset Chart



Elbow Angle from Vertical	Chimney Length Between Elbows	Ø3" Offset	Ø3" Rise	Ø4" Offset	Ø4" Rise
45°	0"	4 ¼"	11"	5"	12 ¾"
45°	6"	8"	14 ¾"	8 ⅝"	16 ⅜"
45°	12"	12 ¼"	19"	13 ½"	21 ⅛"
45°	24"	20 ¾"	27 ¾"	21 7⁄8"	29 ⅝"
45°	36"	29 ¼"	36"	30 ¾"	38 ⅛"
45°	24" + 24"	36 ⅝"	43 ¾"	37 ¾"	45 ½"
45°	60"	46 ⅝"	52 7⁄8"	46 ¾"	54 ½"
45°	36" + 36"	53 ½"	60 ¾"	54 ¼"	62"
90°	0"	9 ⅞"	10 ¾"	10 ⅝"	11 ¾"
90°	6"	14 ⅞"	10 ¾"	15 ⅞"	11 ¾"
90°	12"	20 ⅞"	10 ¾"	21 ⅞"	11 ¾"
90°	24"	32 ⅞"	10 ¾"	33 ⅞"	11 ¾"
90°	36"	44 ⅞"	10 ¾"	45 ⅞"	11 ¾"
90°	24" + 24"	54 ⅞"	10 ¾"	55 ⅞"	11 ¾"
90°	60"	68 ⅞"	10 ¾"	69 ⅞"	11 ¾"
90°	36" + 36"	78 ⅞"	10 ¾"	79 ⅞"	11 ¾"