

MAGNUM® ADVANTAGE

FEATURE

Seams welded inside and out

MAGNUM® ADVANTAGE

Eliminates chance for smoke leakage caused by weld fracture (no other fireplace manufactured has this feature)

FEATURE

Circulation air directional baffles

MAGNUM® ADVANTAGE

Heat is drawn off of the entire unit maximizing heating efficiency even during power outages

FEATURE

Damper and combustion controls on one rod

MAGNUM® ADVANTAGE

Allows precise control over fire without having to cut two holes in the fireplace facing (MAGNUM® uses twice the thickness of damper control rods as the competition)

FEATURE

Firebrick lining

MAGNUM® ADVANTAGE

Firebrick eliminates burnout and enhances the combustion efficiency of the fire while giving that old-fashioned fireplace look

FEATURE

Floating Firebrick Baffle System

MAGNUM® ADVANTAGE

Ease of cleaning the chimney while eliminating warpage of the baffle system

FEATURE

All fireplaces tested and approved for clay flue tile at 2100° metal chimney system

MAGNUM® ADVANTAGE

Flexibility of installation while controlling costs

FEATURE

Gas log lighter access

MAGNUM® ADVANTAGE

Choice of lighting the fire with a gas log lighter (optional) or installing a gas log set

FEATURE

Stainless steel secondary air burn system

MAGNUM® ADVANTAGE

Secondary burn of fire gasses before they go out the chimney gives the magnum fireplace the cleanest burn possible

FEATURE

Pre-heated air wash system

MAGNUM® ADVANTAGE

Pre-heated air is drawn over the glass to help keep glass clean while causing a more efficient burn of the fire

FEATURE

Hi-temperature ceramic glass and solid heavy door latches

MAGNUM® ADVANTAGE

Safety is no problem with ceramic glass that will withstand over 1700°, even if cold water hits the glass! The 1/2" solid steel handle keeps the doors shut under all operating conditions.

FEATURE

25 year protection plan

MAGNUM® ADVANTAGE

Magnum goes the distance with the best warranty record in the business.

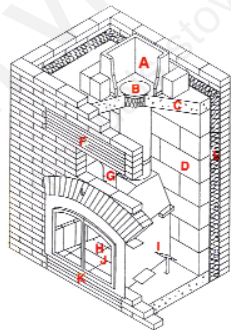
FEATURE

Seven different models to chose from (all tested to UL requirements)

MAGNUM® ADVANTAGE

Has a choice of models as broad as your imagination

- A. High temperature Class "A" Chimney Systems
- B. Stainless Steel Chimney Flue Adapter
- C. 5" Concrete Slab Heat Exchanger Top
- D. Lightweight Hadite Block for Heat Chamber
- E. Fiberglass Insulation
- F. Upper Grill Option - heated room air enters here
- G. 6" Outside Air Pipe for Combustion Air
- H. 1-1/4" Firebrick Lining
- I. Directional Air Baffles
- J. Ceramic Glass
- K. Lower Grill - cooler room air enters here



MODEL	HEIGHT	FIREBOX WIDTH	DEPTH	VIEWING AREA	CHIMNEY FLUE	WEIGHT
2824	38"	FRONT 28" BACK 20"	24"	22"x16"	8" ROUND	465 LBS.
2832-ST	42"	23"	32"	22"x16"	10" ROUND	550 LBS.
3224	41-1/2"	FRONT 32" BACK 20"	24"	18"x30"	10" ROUND	450 LBS.
3228	41-1/2"	32"	28-1/2"	18"x30"	10" ROUND	550 LBS.
3528	41-1/2"	35"	28-1/2"	18"x30"	10" ROUND	585 LBS.
3536-ST	46"	35"	36"	18"x30"	10" ROUND	725 LBS.
6028-TV	41-1/2"	60"	28-1/2"	18"x58"	10" ROUND	725 LBS.

Listed Factory - Built Fireplaces Tested to UL 127

MAGNUM® ZC ADVANTAGE

FEATURE

Seven gauge firebox with sloped top

MAGNUM® ZC ADVANTAGE

The heavy firebox on the MAGNUM® ZC allows the consumer to use the system as a primary heat source without the worry of the unit burning out over time. The sloped top on the unit allows fuel to be loaded without the bothersome problem of smoke entering the home.

FEATURE

Preheated primary and secondary air combustion

MAGNUM® ZC ADVANTAGE

The outside air for combustion is drawn along the bottom and sides of the MAGNUM® ZC before it is brought into the fire chamber to super heat the air providing maximum combustion efficiency. Over 850 square inches of preheater.

FEATURE

Damper control rod

MAGNUM® ZC ADVANTAGE

Allows precise control over fire (MAGNUM® ZC uses twice the thickness of damper control rods as the competition)

FEATURE

Firebrick lining

MAGNUM® ZC ADVANTAGE

Firebrick eliminates burnout and enhances the combustion efficiency of the fire while giving that old-fashioned fireplace look.

FEATURE

Exclusive Floating Firebrick Baffle System

MAGNUM® ZC ADVANTAGE

The Floating Firebrick Baffle System acts as a catalyst to enhance the combustion efficiency of the fire as well as to direct the flow of the fire to the triple secondary air system. The Floating Firebrick Baffle System is easily removed for cleaning and servicing the chimney system.

FEATURE

Fireplace tested and approved for all type HT 2100° metal chimney systems

MAGNUM® ZC ADVANTAGE

Flexibility of installation while controlling costs

FEATURE

Tested and approved for all U.S. and Canadian sales

MAGNUM® ZC ADVANTAGE

No problem with installations wherever your home is located.

FEATURE

Triple secondary air burn system

MAGNUM® ZC ADVANTAGE

Secondary burn of fire gasses before they go out the chimney gives the MAGNUM® ZC fireplace the cleanest burn possible.

FEATURE

Pre-heated air wash system

MAGNUM® ZC ADVANTAGE

Pre-heated air is drawn over the glass to help keep glass clean while causing a more efficient burn of the fire.

FEATURE

Hi-temperature ceramic glass and solid heavy door latches

MAGNUM® ZC ADVANTAGE

Safety is no problem with ceramic glass that will withstand over 1700°, even if cold water hits the glass! The 1/2" solid steel handle will keep the doors shut under all operating conditions.

FEATURE

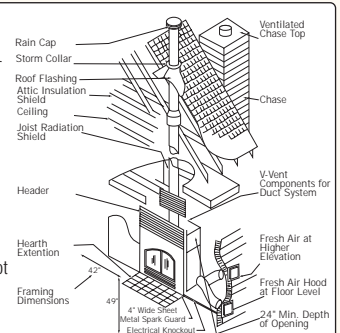
25 year protection plan

MAGNUM® ZC ADVANTAGE

MAGNUM® ZC goes the distance with the best warranty record in the business.

CHOICE & OPTIONS

- Choice of black or brass upper & lower grills
- Polished brass arched face trim to accent outer face
- Room air fan kit to enhance heat transfer (includes speed control wall switch)
- Arched lintel iron for use with brick or stone
- Top grill extension for real brick facing
- Stone wire mesh kits to simplify installation
- Cable operated outside air closure vent to prevent cold air circulation when fireplace is not in use
- 8" B-vent duct kit
- 24K gold plated doors



MODEL	HEIGHT	WIDTH	DEPTH	WEIGHT
MAGNUM® ZC	49"	42"	23-1/2"	550 LBS.

Safety listing (U.S. & Canada) Tested to UL-127, UL-1482, ULC-S610, ULC-S627 by Warnock Hersey E.P.A.Meets fireplace requirements, Method 28A Exempt BTU's75,000 Maximum Flue Pipe Diameter7" or 8" type HT Metal Chimney Outside Combustion Air4" Diameter Log Length22" average Firebox Volume3.5 cu. ft. Estimated Heating Capacity2,500 sq. feet Glass Viewing Area300 sq. inches

Ask your dealer for a complete specifications sheet.

American Energy Systems, Inc.
A Family of Hearth Products
www.hearthdirect.com

Member:



Manufactured by: American Energy Systems, Inc.
150 Michigan Street SE
Hutchinson, MN 55350
Ph: 800-495-3196
Fx: 320-587-8872
Email: info@hearthdirect.com

Your authorized Magnum® Installer/Supplier is:



*Installation, Floorplan, Type & Dryness of Fuel, Insulation of Home, Chimney Draft & Outside Temperatures will affect fireplace performance.

MAGNUM® & MAGNUM ZC®

Low Maintenance Costs • Trouble Free Operation • Long Term Endurance

*“Installing a Magnum ZC fireplace in our home
has been the best idea we ever had;
it keeps us very warm in the winter months”.*

– Roxanne, Minnesota



American Energy Systems, Inc.

A Family of Hearth Products

www.HearthDirect.com

Experience the advantage of owning a **MAGNUM**[®]. The **MAGNUM**[®] fireplace line has held onto a dream and a promise - "to give its customers old fashioned quality with proven safety, efficiency, and romance."

Your fireplace is the focal center of your home, a statement that says, "Yes, I want the best. I deserve the best; and I have it with the **MAGNUM**[®] fireplace."

The **MAGNUM**[®] fireplace line has been the "standard" for the masonry fireplace industry for over 30 years. While any run of the mill fireplace will add some measure of value to your home, the **MAGNUM**[®] fireplace will yield the best value for your money. How? Through lower maintenance costs, trouble-free operation, and long term endurance. We welcome you to check it out. Compare the **MAGNUM**[®] advantages listed on the back page of this brochure to any fireplace on the market.

You will agree with **MAGNUM**[®] fireplace owners when they say, "Invest in the best. Choose **MAGNUM**[®]."

*"Our Magnum[®] fireplace has been a great addition to our family room. It looks and heats great."
- Emma and Dennis, Maine*

Our special arched series is available in either one-sided or see-thru models. This fireplace gives you compact design yet large viewing area along with a modern look of an arched door:



Magnum[®] Tri-view fireplaces provide elegance and grandeur for large open rooms. The splendor and beauty of the super-large viewing area will warm and enhance any room



The tapered design of the Magnum[®] model 3224 fireplace provides the aesthetics and efficiency of a full size fireplace while accommodating the smallest rooms.



Magnum® ZC fireplace line has been the standard for 30 years. Compare the advantages listed on the back of this brochure to any fireplace on the market.

"Not only does my Magnum® ZC get a lot of compliments, our fuel bills in the colder months of the year have been reduced".
 - Haylee, Alaska



The MAGNUM® ZC is the best "zero clearance" fireplace in the industry today. It will surpass your expectations with advanced technology that exceeds 97% combustion efficiency, and overall burning efficiency as high as 83%.

Simply put, your MAGNUM® ZC will produce efficient, long-lasting heat, up to 75,000 B.T.U.'s per hour, and do it for a lifetime. That means more value for your money and less time cutting wood.

Your MAGNUM® ZC will let you breathe easier, too. The zero clearance fireplace complements nature by burning renewable fuels (wood) while promoting a healthier environment by helping clear away old lumber.

The MAGNUM® ZC zero clearance fireplace draws combustion air from the bottom of the unit on either the left or the right side. This eliminates the chance of the combustion air inlet becoming a chimney. The cold combustion air is run through an 850 square inch chamber, the largest in the industry, to super-heat the air before it enters the firebox. As the super-heated air enters the firebox, it is metered through a triple secondary air system along with the primary air system. Air is also directed through the air wash system to wash the glass, keeping it clean for viewing. Firebrick lining and Floating Firebrick Baffle System completes the high technology system to direct the fire to the proper areas for complete combustion.

The air in your home is heated by drawing in cool air on the bottom of the MAGNUM® ZC which is directed around the entire firebox and enters back into the room through the top vent system. This can be enhanced by adding an optional fan kit and also installing 8" B-vent duct kit to direct the heat to other rooms.

To put it all together, your MAGNUM® ZC wood fireplace takes care of all your fireplace needs by providing the heat you need, the safety and beauty you expect, the versatility you want, the romance you dream of, and the value that Magnum customers have come to know.

Are you tired of watching precious heat, and even more precious dollars, going out the chimney caused by open hearth fireplaces?

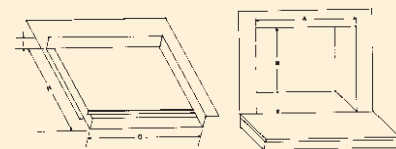
Would you like to feel safe at night when you go to bed and your fireplace is still burning?

- Save Money
- Save Heat
- Worry-Free
- Rest Comfortably



Magnum® Air-Tight Fireplace Doors will fit your existing fireplace!

MAGNUM® Air-Tight Fireplace Doors are designed to keep in heat and save on your heating costs. They are designed to work with all Magnum fireplace designs as well as other manufacturers. Air-Tight Fireplace Door Systems insure the consumer a lifetime of trouble-free operation. Safety is assured with our heavy 1/2" round door latch system and the use of ceramic glass on all our doors. There is no worry about glass breakage while the fireplace is unattended.



Cast Iron Door System with Glass View will fit any Fireplace with below dimensions.

DIMENSIONS	3826 4430 3225		
	RECTANGULAR	RECTANGULAR	ARCHED
A-AT LEAST	31-1/2"	36"	23"
-LESS THAN	37"	43"	31"
B-AT LEAST	22-1/2"	24"	20"
-LESS THAN	25-1/2"	29-1/2"	23"
C	32"	32"	25-1/2"
D	38"	44"	32"
E	26"	30"	23-3/4"
F	20"	20"	19-1/2"
G	31-1/2"	36"	22-1/2"
H	22-1/2"	24"	19-1/2"
I	3"	3"	3"