


FIGURE 12-FIREPLACE INSERT REPAIR PARTS. SEE LEDGER ON NEXT PAGE FOR PART NAMES AND PART NUMBERS.

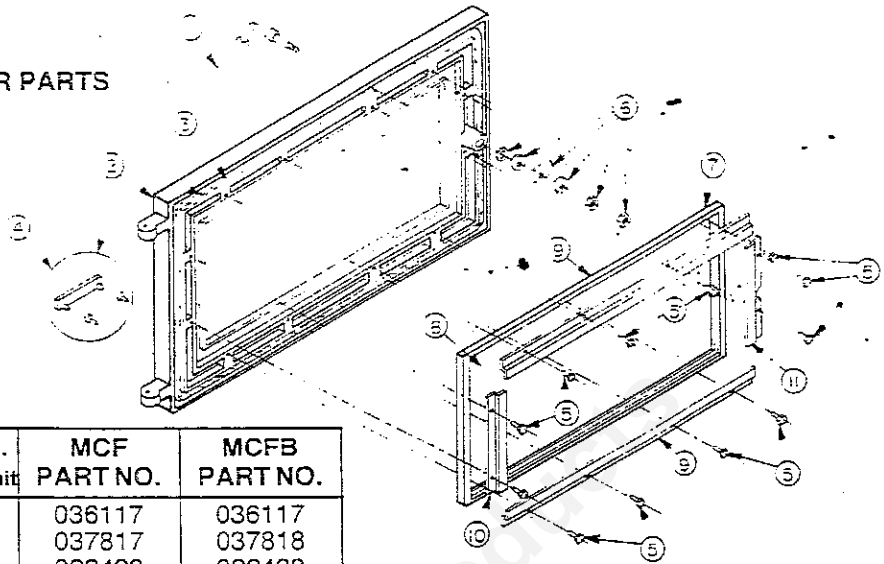


3 T1B

LEDGER FOR FIGURE 12. SEE FIGURE 12 FOR ILLUSTRATION OF PARTS.

KEY NO.	PART NAME	QTY. Per Unit	MCF PART NO.	MCFB PART NO.
1	Top Surround Assy.	1	025752	029433
2	Screw 1 4 X 1 2 Long Mach.	17	"	"
3	Hood Surround Assy.	1	037618	037619
4	Screw 10-24 X 3 8 Mach.	2	"	"
5	Washer No. 10 Lock Split	2	"	"
6	Handle 3 4 Dia. Ball	2	019848	019848
7	Washer 1 4 Plate	3	"	"
8	Damper Rod & Handle Ptd.	1	037767	037768
9	Clip Damper Tension	1	036907	036907
10	Catalyst Can Weld Assy.	1	036928	036928
11	Wrap (For 5 Combusts) Kit	1	037758	037758
12	Combustor Catalytic	5	036075	036075
13	Cover Plate Painted	1	015446	029449
14	Panel Left Side Assy.	1	037578	037589
15	Frame Glass	2	025640	025640
16	Corner Left Shroud Ptd.	1	037584	037591
17	Screw #8-32 X 3 8 Ph. Black	4	"	"
18	Handle Door	1	TG10718	TG10718
19	Standoff Handle	2	TG10857	TG10857
20	Door Shroud Ptd.	1	037586	037593
21	Corner Right Shroud Ptd.	1	037585	037592
22	Door (Ash) & Handle Assy.	1	037780	037781
23	Door (Feed) & Handle Assy. (See Fig. 14 For Components)	1	037777	037778
24	Pin Hinge	2	027830	027830
25	Pin Hinge (Brass Plated)	2	026345	026345
26	Insulation Bagged Assy.	1	034690	034690
27	Retainer Ash Ptd.	1	037783	037784
28	Pan Ash Assy.	1	011777	011777
29	Blower Right Assy.	1	036961	036961
30	Grate	2	009133	009133
31	Blower Left Assy.	1	036377	036377
32	Connector Conduit	2	008611	008611
33	Harness Assy.	1	030709	030709
34	Key Cotter 1 16 Dia. X 3 4	1	"	"
35	Linkage Bypass Damper Ptd.	1	039080	039082
36	Screw 1 4-20 X 1 2 Mach	2	"	"
37	Handle Bypass Damper Ptd.	1	039081	039083
38	Control Fan Thermostat	1	027124	027124
39	Insulation 1-1 2 X 2 X 72	1	027588	027588
40	Fasteners Side Panel Kit	1	029236	029236
41	Panel Right Side Assy.	1	037579	037590
42	Knob	1	011656	011656
43	Speed Control Assy.	1	030417	030417
44	Switch Rocker	1	015426	015426
45	Damper Inlet Air Assy.	1	036963	036963
46	Cordset/Cover Plate Assy.	1	016186	029450
47	Power Source Wiring Assy.	1	028107	028107
48	Bumper Plug	2	P6108	P6108
49	Screw 8-32 X 1 4 Pan Hd.	1	037566	037566
50	Pin 2-1/2" Long Knuried * Purchase Locally	1	038157	038157

FIGURE 13-FUEL FEED DOOR REPAIR PARTS

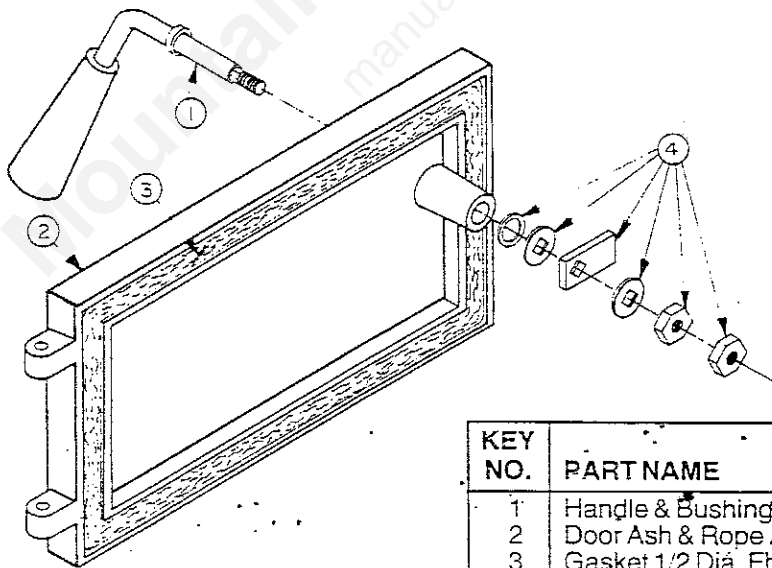


KEY NO.	PART NAME	QTY. Per Unit	MCF PART NO.	MCFB PART NO.
1	Handle & Bushing Assy.	1	036117	036117
2	Door Feed Brs. w/ Rope Ptd.	1	037817	037818
3	Gasket 1/2 Dia. Fbrgl Rope	1	022433	022433
4	King Logo & Fasteners	1	037815	037815
5	Screw 1/4 x 1/2 Long Mach	12		
6	Latch & Latch Fasteners	1	026029	026029
7	Gasket Glass	1	037801	037801
8	Glass Ceramic	1	024320	024320
9	Retainer Glass (Top & Btm)	2	018175	018175
10	Retainer Glass (Right)	1	018177	018177
11	Retainer Glass (Left)	1	018176	018176

NOTE: The Complete MCF Fuel Feed Door Assembly May Be Ordered By Part Number 037777 Or Individual Components May Be Ordered As Described Above.

NOTE: The Complete MCFB Fuel Feed Door Assembly May Be Ordered By Part Number 037778 Or Individual Components May Be Ordered As Described Above.

FIGURE 14-ASH DOOR REPAIR PARTS



KEY NO.	PART NAME	QTY. Per Unit	MCF PART NO.	MCFB PART NO.
1	Handle & Bushing Assy.	1	036950	036950
2	Door Ash & Rope Assy.	1	037792	037793
3	Gasket 1/2 Dia. Fbrgl Rope	1	009535-04	009535-04
4	Latch & Latch Fasteners	1	026029	026029

NOTE: The Complete MCF Ash Door Assembly May Be Ordered By Using Part Number 037780 Or Individual Components May Be Ordered As Described Above.

NOTE: The Complete MCFB Ash Door Assembly May Be Ordered By Using Part Number 037781 Or Individual Components May Be Ordered As Described Above.